

Driftwood Table

September 2024 Price List



Driftwood

Table of Contents	DWT2
Squirrel Base Visual Reference	DWT3
Circle and Soft Rectangle Base Visual Reference	DWT4
Tandem Base Conference Table Visual Reference	DWT5
Specification Information	DWT6
Specification Example	DWT8
Small Base, Powder Coat Column	DWT9
Small Base, Oak Column	DWT10
Small Base, Walnut Column	DWT11
Small Base, Maple Column	DWT12
Medium Base, Powder Coat Column	DWT13
Medium Base, Oak Column	DWT14
Medium Base, Walnut Column	DWT15
Medium Base, Maple Column	DWT16
Large Base, Powder Coat Column	DWT17
Large Base, Oak Column	DWT18
Large Base, Walnut Column	DWT19
Large Base, Maple Column	DWT20
Small Rectangle Base, Powder Coat Column	DWT21
Small Rectangle Base, Oak Column	DWT22
Small Rectangle Base, Walnut Column	DWT23
Small Rectangle Base, Maple Column	DWT24
Tandem Base, Powder Coat Column, Counter Height	DWT25
Tandem Base, Oak Column, Counter Height	DWT26

2024 DRIFTWOOD TABLE PRICELIST

Tandem Base, Walnut Column, Counter Height	DWT27
Tandem Base, Maple Column, Counter Height	DWT28
Tandem Base, Powder Coat Column, Bar Height	DWT29
Tandem Base, Oak Column, Bar Height	DWT30
Tandem Base, Walnut Column, Bar Height	DWT31
Tandem Base, Maple Column, Bar Height	DWT32


TABLE MODEL	TABLE HEIGHT	BASE	PAGE
Small Squircle Base	26 29 36 42	Powder Coat	
			
30 x 30			


TABLE MODEL	TABLE HEIGHT	BASE	PAGE
Medium Squircle Base	26 29 36 42	Powder Coat	
			
36 x 36			


TABLE MODEL	TABLE HEIGHT	BASE	PAGE
Large Squircle Base	26 29 36 42	Powder Coat	
			
42 x 42			


TABLE MODEL	TABLE HEIGHT	BASE SIZE	PAGE
Small Circle Base	26	Powder Coat	
 30 Dia	29		
	36		
	42		


TABLE MODEL	TABLE HEIGHT	BASE SIZE	PAGE
Medium Circle Base	26	Powder Coat	
 36 Dia	29		
	36		
	42		


TABLE MODEL	TABLE HEIGHT	BASE SIZE	PAGE
Large Circle Base	26	Powder Coat	
 42 Dia	29		
	36		
	42		


TABLE MODEL	TABLE HEIGHT	BASE	PAGE
Small Rectangle Base	26	Powder Coat	
 24 x 36	29		
	36		
	42		





TABLE MODEL	TABLE TOP SIZE	BASE	PAGE
Conference Table Tandem Base    	60 x 36	Powder Coat	
	72 x 36		
	84 x 42		
	96 x 42		

Table Model

DESCRIPTION	CODE
Driftwood pedestal table, small squircle base	DWSS
Driftwood pedestal table, medium squircle base	DWMS
Driftwood pedestal table, large squircle base	DWLS
Driftwood pedestal table, small circle base	DWSC
Driftwood pedestal table, medium circle base	DWMC
Driftwood pedestal table, large circle base	DWLC
Driftwood pedestal table, small rectangle base	DWSR
Driftwood pedestal table, tandem base	DWT

TABLE HEIGHTS:

DESCRIPTION	CODE
26"	26H
29"	29H
36"	36H
42"	42H

COLUMN TYPE:

DESCRIPTION	CODE
Oak	O
Walnut	W
Maple	M
Aluminum	A

Top Sizes

ROUND	CODE	SOFT SQUARE	CODE	SOFT RECTANGLE	CODE
30 DIA	30D	30x30	3030	24x36	2436
36 DIA	36D	36x36	3636		
42 DIA	42D	42x42	4242		

Aluminum Column & Base Plate Finish: Powder Coat

DESCRIPTION	CODE	DESCRIPTION	CODE
White Textured	WT	Matte Blue Sky	MBS
Black Textured	BT	Matte Forest	MFO
Sterling	ST	Matte Sienna	MSN
Dolphin Textured	DLT	Matte Willow	MWL
Oxford Textured	OXT	Matte Fawn	MFN
Mercury Textured	MRT	Matte Fog	MFG
Mineral Textured	MNT	Matte Pine	MPN
Burnish Textured	BNT	Matte Pistachio	MPS
Foundry Textured	FNT		

Wood Top & Column Finish

OAK :

DESCRIPTION
Leland Oak Colors [\(Click Here to View\)](#)

WALUNT:

DESCRIPTION	CODE
Natural Walnut	08M

MAPLE:

DESCRIPTION
Leland Maple Colors [\(Click Here to View\)](#)

CUSTOM SPECIFY custom (01)

*Please note that Driftwood Table wood tops & columns are NOT AVAILABLE in the following finishes: Natural Ash (07M) & Natural Beech (09M)

LAMINATE TOPS:


DESCRIPTION	CODE
Grey Laminate - Platinum Wilsonart®	LGY
Black Laminate - Black Pionite®	LBK
White Laminate - Designer White Wilsonart®	LWH

Please refer to the Leland Terms and Conditions Guide for a listing of standard laminates. For table pricing in laminates not listed, please contact Leland's Customer Experience Department for a quotation.

Edge Type

VINYL EDGES:

DESCRIPTION	CODE
1 ^{3/16"} flat PVC	V6



WOOD EDGES:

DESCRIPTION	CODE
1" rolled beveled plywood	W8



Edge Finish or Color

VINYL EDGE COLORS:

DESCRIPTION	CODE
Black	B
White	W
Grey	G

WOOD EDGE COLORS:

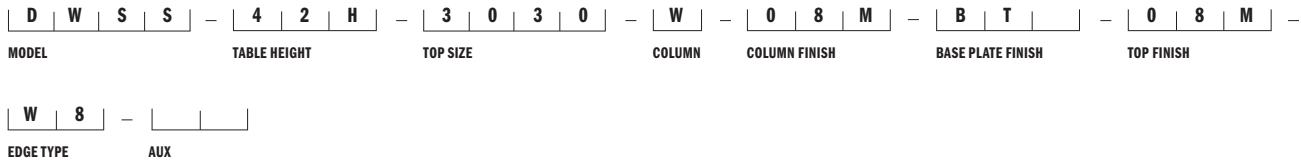
STANDARD LELAND COLORS [\(Click here to view\)](#)

CUSTOM SPECIFY Custom (01)

CUSTOM SPECIFY Custom (01)

Specifications required to create the product code

- Model
- Table Height
- Top Size
- Column Finish
- Base Plate Finish
- Top Finish
- Edge Type
- AUX (when applicable)



MODEL

Driftwood Bar Height Table, Small Squirle Base (DWSS)

TOP SIZE

3030

TOP FINISH

08M

TABLE HEIGHT

42H

COLUMN

W

COLUMN FINISH

08M

EDGE TYPE (AND COLOR IF APPLICABLE)

W8

BASE PLATE (AND COLOR IF APPLICABLE)

BT




DRIFTWOOD PEDESTAL TABLE, SMALL BASE
 Design: Nao Tamura

DWT9



**Driftwood Table,
 Powder Coat Column**

	MODEL	TABLE HEIGHT/CODE	LIST PRICE/EDGE CODES:	V6	W8
Small Squire Base  30 x 30	DWSS	Wood Top			
		26H		\$2023	2602
		29H		\$2058	2637
		36H		\$2132	2709
		42H		\$2201	2780
		Laminate Top			
		26H		\$1782	2267
		29H		\$1817	2302
		36H		\$1897	2382
		42H		\$1961	2446



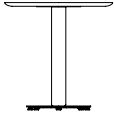
**Driftwood Table,
 Powder Coat Column**

	MODEL	TABLE HEIGHT/CODE	LIST PRICE/EDGE CODES:	V6	W8
Small Circle Base  30 Dia.	DWSC	Wood Top			
		26H		\$2023	2602
		29H		\$2058	2637
		36H		\$2132	2709
		42H		\$2201	2780
		Laminate Top			
		26H		\$1782	2267
		29H		\$1817	2302
		36H		\$1897	2382
		42H		\$1961	2446


To specify:
 Please refer to pages 6-8 for complete specifying information.
 Specify all products by their product code.

DRIFTWOOD PEDESTAL TABLE, SMALL BASE
 Design: Nao Tamura

DWT10



**Driftwood Table,
 Oak Column**

	MODEL	TABLE HEIGHT/CODE	LIST PRICE/EDGE CODES:	V6	W8
Small Squirrel Base  30 x 30	DWSS	Wood Top			
		26H		\$2857	3436
		29H		\$2892	3471
		36H		\$2966	3543
		42H		\$3035	3614
		Laminate Top			
		26H		\$2616	3101
		29H		\$2651	3136
		36H		\$2731	3216
		42H		\$2795	3280



**Driftwood Table,
 Oak Column**

	MODEL	TABLE HEIGHT/CODE	LIST PRICE/EDGE CODES:	V6	W8
Small Circle Base  30 Dia.	DWSS	Wood Top			
		26H		\$2857	3436
		29H		\$2892	3471
		36H		\$2966	3543
		42H		\$3035	3614
		Laminate Top			
		26H		\$2616	3101
		29H		\$2651	3136
		36H		\$2731	3216
		42H		\$2795	3280


To specify:
 Please refer to pages 6-8 for complete specifying information.
 Specify all products by their product code.

DRIFTWOOD PEDESTAL TABLE, SMALL BASE
 Design: Nao Tamura

DWT11




**Driftwood Table,
Walnut Column**

	MODEL	TABLE HEIGHT/CODE	LIST PRICE/EDGE CODES:	V6	W8
Small Squire Base  30 x 30	DWSS	Wood Top			
		26H		\$2947	3526
		29H		\$2982	3561
		36H		\$3056	3633
		42H		\$3125	3704
		Laminate Top			
		26H		\$2706	3191
		29H		\$2741	3226
		36H		\$2821	3306
		42H		\$2885	3370



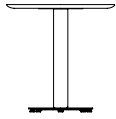
**Driftwood Table,
Walnut Column**

	MODEL	TABLE HEIGHT/CODE	LIST PRICE/EDGE CODES:	V6	W8
Small Circle Base  30 Dia.	DWSS	Wood Top			
		26H		\$2947	3526
		29H		\$2982	3561
		36H		\$3056	3633
		42H		\$3125	3704
		Laminate Top			
		26H		\$2706	3191
		29H		\$2741	3226
		36H		\$2821	3306
		42H		\$2885	3370


To specify:
 Please refer to pages 6-8 for complete specifying information.
 Specify all products by their product code.

DRIFTWOOD PEDESTAL TABLE, SMALL BASE
 Design: Nao Tamura

DWT12



**Driftwood Table,
 Maple Column**

	MODEL	TABLE HEIGHT/CODE	LIST PRICE/EDGE CODES:	V6	W8
Small Squire Base  30 x 30	DWSS	Wood Top			
		26H		\$2373	2952
		29H		\$2408	2987
		36H		\$2482	3059
		42H		\$2551	3130
		Laminate Top			
		26H		\$2132	2617
		29H		\$2167	2652
		36H		\$2247	2732
		42H		\$2311	2796



**Driftwood Table,
 Maple Column**

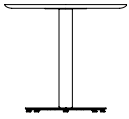
	MODEL	TABLE HEIGHT/CODE	LIST PRICE/EDGE CODES:	V6	W8
Small Circle Base  30 Dia.	DWSS	Wood Top			
		26H		\$2373	2952
		29H		\$2408	2987
		36H		\$2482	3059
		42H		\$2551	3130
		Laminate Top			
		26H		\$2132	2617
		29H		\$2167	2652
		36H		\$2247	2732
		42H		\$2311	2796

To specify:
 Please refer to pages 6-8 for complete specifying information.
 Specify all products by their product code.

Pricing Effective: September 2024

DRIFTWOOD PEDESTAL TABLE, MEDIUM BASE
 Design: Nao Tamura

DWT13



**Driftwood Table,
 Powder Coat Column**

MODEL	TABLE HEIGHT/CODE	LIST PRICE/EDGE CODES:	V6	W8
Medium Squire Base DWMS	Wood Top			
	26H		\$2137	2714
	29H		\$2172	2749
	36H		\$2246	2823
	42H		\$2315	2892
	Laminate Top			
	26H		\$1879	2364
	29H		\$1914	2399
	36H		\$1988	2473
	42H		\$2057	2542



**Driftwood Table,
 Powder Coat Column**

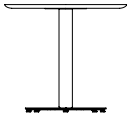
MODEL	TABLE HEIGHT/CODE	LIST PRICE/EDGE CODES:	V6	W8
Medium Circle Base DWMC	Wood Top			
	26H		\$2137	2714
	29H		\$2172	2749
	36H		\$2246	2823
	42H		\$2315	2892
	Laminate Top			
	26H		\$1879	2364
	29H		\$1914	2399
	36H		\$1988	2473
	42H		\$2057	2542

To specify:
 Please refer to pages 6-8 for complete specifying information.
 Specify all products by their product code.

Pricing Effective: September 2024

DRIFTWOOD PEDESTAL TABLE, MEDIUM BASE
 Design: Nao Tamura

DWT14



**Driftwood Table,
 Oak Column**

	MODEL	TABLE HEIGHT/CODE	LIST PRICE/EDGE CODES:	V6	W8
Medium Squire Base	DWMS	Wood Top			
		26H		\$2971	3548
		29H		\$3006	3583
		36H		\$3080	3657
		42H		\$3149	3726
		Laminate Top			
		26H		\$2713	3198
		29H		\$2748	3233
		36H		\$2822	3307
		42H		\$2891	3376



**Driftwood Table,
 Oak Column**

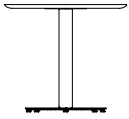
	MODEL	TABLE HEIGHT/CODE	LIST PRICE/EDGE CODES:	V6	W8
Medium Circle Base	DWMC	Wood Top			
		26H		\$2971	3548
		29H		\$3006	3583
		36H		\$3080	3657
		42H		\$3149	3726
		Laminate Top			
		26H		\$2713	3198
		29H		\$2748	3233
		36H		\$2822	3307
		42H		\$2891	3376

To specify:
 Please refer to pages 6-8 for complete specifying information.
 Specify all products by their product code.

Pricing Effective: September 2024

DRIFTWOOD PEDESTAL TABLE, MEDIUM BASE
 Design: Nao Tamura

DWT15



**Driftwood Table,
Walnut Column**

	MODEL	TABLE HEIGHT/CODE	LIST PRICE/EDGE CODES:	V6	W8
Medium Squire Base	DWMS	Wood Top			
		26H		\$3061	3638
		29H		\$3096	3673
		36H		\$3170	3747
		42H		\$3239	3816
		Laminate Top			
		26H		\$2803	3288
		29H		\$2838	3323
		36H		\$2912	3397
		42H		\$2981	3466



**Driftwood Table,
Walnut Column**

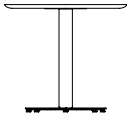
	MODEL	TABLE HEIGHT/CODE	LIST PRICE/EDGE CODES:	V6	W8
Medium Circle Base	DWMC	Wood Top			
		26H		\$3061	3638
		29H		\$3096	3673
		36H		\$3170	3747
		42H		\$3239	3816
		Laminate Top			
		26H		\$2803	3288
		29H		\$2838	3323
		36H		\$2912	3397
		42H		\$2981	3466

To specify:
 Please refer to pages 6-8 for complete specifying information.
 Specify all products by their product code.

Pricing Effective: September 2024

DRIFTWOOD PEDESTAL TABLE, MEDIUM BASE
 Design: Nao Tamura

DWT16



**Driftwood Table,
 Maple Column**

	MODEL	TABLE HEIGHT/CODE	LIST PRICE/EDGE CODES:	V6	W8
Medium Square Base	DWMS	Wood Top			
		26H		\$2487	3064
		29H		\$2522	3099
		36H		\$2596	3173
		42H		\$2665	3242
		Laminate Top			
		26H		\$2229	2714
		29H		\$2264	2749
		36H		\$2338	2823
		42H		\$2407	2892



**Driftwood Table,
 Maple Column**

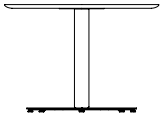
	MODEL	TABLE HEIGHT/CODE	LIST PRICE/EDGE CODES:	V6	W8
Medium Circle Base	DWMC	Wood Top			
		26H		\$2487	3064
		29H		\$2522	3099
		36H		\$2596	3173
		42H		\$2665	3242
		Laminate Top			
		26H		\$2229	2714
		29H		\$2264	2749
		36H		\$2338	2823
		42H		\$2407	2892

To specify:
 Please refer to pages 6-8 for complete specifying information.
 Specify all products by their product code.

Pricing Effective: September 2024

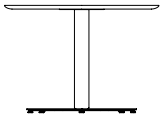
DRIFTWOOD PEDESTAL TABLE, LARGE BASE
 Design: Nao Tamura

DWT17



**Driftwood Table,
 Powder Coat Column**

MODEL	TABLE HEIGHT/CODE	LIST PRICE/EDGE CODES:	V6	W8
Large Squirrel Base	Wood Top			
	26H		\$2940	3518
	29H		\$2975	3553
	36H		\$3049	3627
	42H		\$3118	3696
	Laminate Top			
	26H		\$2561	3045
	29H		\$2596	3080
	36H		\$2670	3154
	42H		\$2739	3223



**Driftwood Table,
 Powder Coat Column**

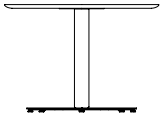
MODEL	TABLE HEIGHT/CODE	LIST PRICE/EDGE CODES:	V6	W8
Large Circle Base	Wood Top			
	26H		\$2940	3518
	29H		\$2975	3553
	36H		\$3049	3627
	42H		\$3118	3696
	Laminate Top			
	26H		\$2561	3045
	29H		\$2596	3080
	36H		\$2670	3154
	42H		\$2739	3223

To specify:
 Please refer to pages 6-8 for complete specifying information.
 Specify all products by their product code.

Pricing Effective: September 2024

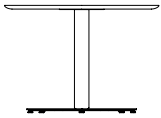
DRIFTWOOD PEDESTAL TABLE, LARGE BASE
 Design: Nao Tamura

DWT18



**Driftwood Table,
 Oak Column**

	MODEL	TABLE HEIGHT/CODE	LIST PRICE/EDGE CODES:	V6	W8
Large Square Base	DWLS	Wood Top			
		26H		\$3774	4352
		29H		\$3809	4387
		36H		\$3883	4461
		42H		\$3952	4530
		Laminate Top			
		26H		\$3395	3879
		29H		\$3430	3914
		36H		\$3504	3988
		42H		\$3573	4057



**Driftwood Table,
 Oak Column**

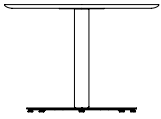
	MODEL	TABLE HEIGHT/CODE	LIST PRICE/EDGE CODES:	V6	W8
Large Circle Base	DWLC	Wood Top			
		26H		\$3774	4352
		29H		\$3809	4387
		36H		\$3883	4461
		42H		\$3952	4530
		Laminate Top			
		26H		\$3395	3879
		29H		\$3430	3914
		36H		\$3504	3988
		42H		\$3573	4057

To specify:
 Please refer to pages 6-8 for complete specifying information.
 Specify all products by their product code.

Pricing Effective: September 2024

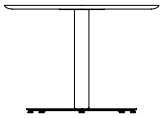
DRIFTWOOD PEDESTAL TABLE, LARGE BASE
 Design: Nao Tamura

DWT19



**Driftwood Table,
Walnut Column**

	MODEL	TABLE HEIGHT/CODE	LIST PRICE/EDGE CODES:	V6	W8
Large Square Base	DWLS	Wood Top			
		26H		\$3864	4442
		29H		\$3899	4477
		36H		\$3973	4551
		42H		\$4042	4620
		Laminate Top			
		26H		\$3485	3969
		29H		\$3520	4004
		36H		\$3594	4078
		42H		\$3663	4147



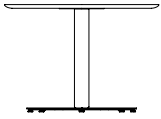
**Driftwood Table,
Walnut Column**

	MODEL	TABLE HEIGHT/CODE	LIST PRICE/EDGE CODES:	V6	W8
Large Circle Base	DWLC	Wood Top			
		26H		\$3864	4442
		29H		\$3899	4477
		36H		\$3973	4551
		42H		\$4042	4620
		Laminate Top			
		26H		\$3485	3969
		29H		\$3520	4004
		36H		\$3594	4078
		42H		\$3663	4147

To specify:
 Please refer to pages 6-8 for complete specifying information.
 Specify all products by their product code.

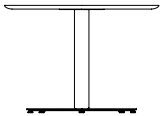
DRIFTWOOD PEDESTAL TABLE, LARGE BASE
 Design: Nao Tamura

DWT20



**Driftwood Table,
 Maple Column**

	MODEL	TABLE HEIGHT/CODE	LIST PRICE/EDGE CODES:	V6	W8
Large Squirrel Base	DWLS	Wood Top			
		26H		\$3290	3868
		29H		\$3325	3903
		36H		\$3399	3977
		42H		\$3468	4046
		Laminate Top			
		26H		\$2911	3395
		29H		\$2946	3430
		36H		\$3020	3504
		42H		\$3089	3573



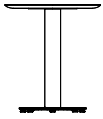
**Driftwood Table,
 Maple Column**

	MODEL	TABLE HEIGHT/CODE	LIST PRICE/EDGE CODES:	V6	W8
Large Circle Base	DWLC	Wood Top			
		26H		\$3290	3868
		29H		\$3325	3903
		36H		\$3399	3977
		42H		\$3468	4046
		Laminate Top			
		26H		\$2911	3395
		29H		\$2946	3430
		36H		\$3020	3504
		42H		\$3089	3573

To specify:
 Please refer to pages 6-8 for complete specifying information.
 Specify all products by their product code.

DRIFTWOOD PEDESTAL TABLE, SMALL RECTANGLE BASE
 Design: Nao Tamura

DWT21



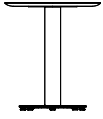
**Driftwood Table,
 Powder Coat Column**

	MODEL	TABLE HEIGHT/CODE	LIST PRICE/EDGE CODES:	V6	W8
Small Rectangular Base	DWSR	Wood Top			
		26H		\$1841	2314
		29H		\$1876	2349
		36H		\$1950	2423
		42H		\$2019	2492
		Laminate Top			
		26H		\$1627	2023
		29H		\$1662	2058
		36H		\$1736	2132
		42H		\$1805	2201

To specify:
 Please refer to pages 6-8 for complete specifying information.
 Specify all products by their product code.

DRIFTWOOD PEDESTAL TABLE, SMALL RECTANGLE BASE
 Design: Nao Tamura

DWT22



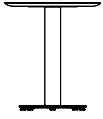
**Driftwood Table,
 Oak Column**

	MODEL	TABLE HEIGHT/CODE	LIST PRICE/EDGE CODES:	V6	W8
Small Rectangular Base	DWSR	Wood Top			
		26H		\$2675	3148
		29H		\$2710	3183
		36H		\$2784	3257
		42H		\$2853	3326
		Laminate Top			
		26H		\$2461	2857
		29H		\$2496	2892
		36H		\$2570	2966
		42H		\$2639	3035

To specify:
 Please refer to pages 6-8 for complete specifying information.
 Specify all products by their product code.

DRIFTWOOD PEDESTAL TABLE, SMALL RECTANGLE BASE
 Design: Nao Tamura

DWT23



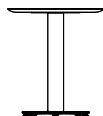
**Driftwood Table,
Walnut Column**

	MODEL	TABLE HEIGHT/CODE	LIST PRICE/EDGE CODES:	V6	W8
Small Rectangular Base	DWSR	Wood Top			
		26H		\$2765	3238
		29H		\$2800	3273
		36H		\$2874	3347
		42H		\$2943	3416
		Laminate Top			
		26H		\$2551	2947
		29H		\$2586	2982
		36H		\$2660	3056
		42H		\$2729	3125

To specify:
 Please refer to pages 6-8 for complete specifying information.
 Specify all products by their product code.

DRIFTWOOD PEDESTAL TABLE, SMALL RECTANGLE BASE
 Design: Nao Tamura

DWT24



**Driftwood Table,
 Maple Column**

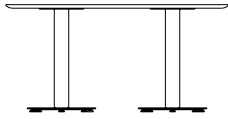
	MODEL	TABLE HEIGHT/CODE	LIST PRICE/EDGE CODES:	V6	W8
Small Rectangular Base	DWSR	Wood Top			
		26H		\$2191	2664
		29H		\$2226	2699
		36H		\$2300	2773
		42H		\$2369	2842
		Laminate Top			
		26H		\$1977	2373
		29H		\$2012	2408
		36H		\$2086	2482
		42H		\$2155	2551

To specify:
 Please refer to pages 6-8 for complete specifying information.
 Specify all products by their product code.

Pricing Effective: September 2024









DRIFTWOOD CONFERENCE TABLE, TANDEM BASE
 Design: Nao Tamura

DWT25



Driftwood Table,

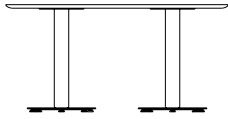
Tandem Powder Coat Column

MODEL	TABLE HEIGHT/CODE	LIST PRICE/EDGE CODES:	V6	W8
Squire Base	Wood Top			
DWT				
Table Height 29				
	60 x 36		\$3596	4579
				
	72 x 36		\$3693	4674
				
	84 x 42		\$5058	6041
				
	96 x 42		\$5311	6344
	Laminate Top			
				
	60 x 36		\$3172	3996
				
	72 x 36		\$3254	4079
				
	84 x 42		\$4414	5236
				
	96 x 42		\$4635	5498









To specify:
 Please refer to pages 6-8 for complete specifying information.
 Specify all products by their product code.

DRIFTWOOD CONFERENCE TABLE, TANDEM BASE
 Design: Nao Tamura

DWT26



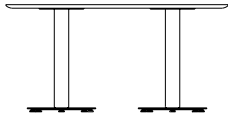
**Driftwood Table,
 Tandem Oak Column**

	MODEL	TABLE HEIGHT/CODE	LIST PRICE/EDGE CODES:	V6	W8
Squire Base	DWT	Wood Top			
Table Height 29					
		60 x 36		\$5264	6247
					
		72 x 36		\$5361	6342
					
		84 x 42		\$6726	7709
					
		96 x 42		\$7735	8866
		Laminate Top			
					
		60 x 36		\$4840	5664
					
		72 x 36		\$4922	5747
					
		84 x 42		\$6082	6904
					
		96 x 42		\$6994	7940









To specify:
 Please refer to pages 6-8 for complete specifying information.
 Specify all products by their product code.

DRIFTWOOD CONFERENCE TABLE, TANDEM BASE
 Design: Nao Tamura

DWT27



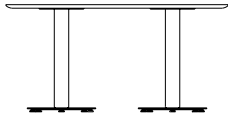
**Driftwood Table,
 Tandem Walnut Column**

	MODEL	TABLE HEIGHT/CODE	LIST PRICE/EDGE CODES:	V6	W8
Squire Base	DWT	Wood Top			
Table Height 29					
		60 x 36		\$5444	6427
					
		72 x 36		\$5541	6522
					
		84 x 42		\$6906	7889
					
		96 x 42		\$7942	9073
		Laminate Top			
					
		60 x 36		\$5020	5844
					
		72 x 36		\$5102	5927
					
		84 x 42		\$6262	7084
					
		96 x 42		\$7201	8147




To specify:
 Please refer to pages 6-8 for complete specifying information.
 Specify all products by their product code.

DRIFTWOOD CONFERENCE TABLE, TANDEM BASE
 Design: Nao Tamura

DWT28



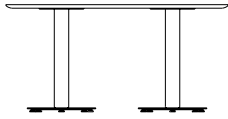
**Driftwood Table,
 Tandem Maple Column**

	MODEL	TABLE HEIGHT/CODE	LIST PRICE/EDGE CODES:	V6	W8
Squire Base	DWT	Wood Top			
Table Height 29					
		60 x 36		\$4296	5279
					
		72 x 36		\$4393	5374
					
		84 x 42		\$5758	6741
					
		96 x 42		\$6622	7753
		Laminate Top			
					
		60 x 36		\$3872	4696
					
		72 x 36		\$3954	4779
					
		84 x 42		\$5114	5936
					
		96 x 42		\$5881	6827

To specify:
 Please refer to pages 6-8 for complete specifying information.
 Specify all products by their product code.









DRIFTWOOD CONFERENCE TABLE, TANDEM BASE
 Design: Nao Tamura

DWT29



Driftwood Table,

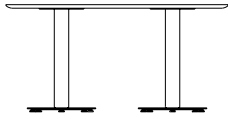
Tandem Powder Coat Column

MODEL	TABLE HEIGHT/CODE	LIST PRICE/EDGE CODES:	V6	W8
Squirrel Base	Wood Top			
DWT				
Table Height 42				
	60 x 36		\$3839	4822
				
	72 x 36		\$3936	4917
				
	84 x 42		\$5301	6284
				
	96 x 42		\$5566	6599
	Laminate Top			
				
	60 x 36		\$3839	3996
				
	72 x 36		\$3936	4917
				
	84 x 42		\$5301	6284
				
	96 x 42		\$5566	6599









To specify:
 Please refer to pages 6-8 for complete specifying information.
 Specify all products by their product code.

DRIFTWOOD CONFERENCE TABLE, TANDEM BASE
 Design: Nao Tamura

DWT30



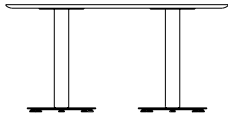
**Driftwood Table,
 Tandem Oak Column**

	MODEL	TABLE HEIGHT/CODE	LIST PRICE/EDGE CODES:	V6	W8
Squire Base	DWT	Wood Top			
Table Height 42					
		60 x 36		\$5507	6490
					
		72 x 36		\$5604	6585
					
		84 x 42		\$6969	7952
					
		96 x 42		\$8014	9145
		Laminate Top			
					
		60 x 36		\$5507	5664
					
		72 x 36		\$5604	6585
					
		84 x 42		\$6969	7952
					
		96 x 42		\$8014	9145



To specify:
 Please refer to pages 6-8 for complete specifying information.
 Specify all products by their product code.

DRIFTWOOD CONFERENCE TABLE, TANDEM BASE
 Design: Nao Tamura

DWT31



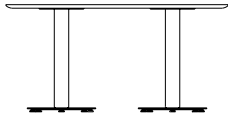
**Driftwood Table,
 Tandem Walnut Column**

	MODEL	TABLE HEIGHT/CODE	LIST PRICE/EDGE CODES:	V6	W8
Squire Base	DWT	Wood Top			
Table Height 42					
		60 x 36		\$5687	6670
					
		72 x 36		\$5784	6765
					
		84 x 42		\$7149	8132
					
		96 x 42		\$8221	9352
		Laminate Top			
					
		60 x 36		\$5687	5844
					
		72 x 36		\$5784	6765
					
		84 x 42		\$7149	8132
					
		96 x 42		\$8221	9352






To specify:
 Please refer to pages 6-8 for complete specifying information.
 Specify all products by their product code.

DRIFTWOOD CONFERENCE TABLE, TANDEM BASE
 Design: Nao Tamura

DWT32



**Driftwood Table,
 Tandem Maple Column**

	MODEL	TABLE HEIGHT/CODE	LIST PRICE/EDGE CODES:	V6	W8
Squire Base	DWT	Wood Top			
Table Height 42					
		60 x 36		\$4539	5522
					
		72 x 36		\$4636	5617
					
		84 x 42		\$6001	6984
					
		96 x 42		\$6901	8032
		Laminate Top			
					
		60 x 36		\$4539	4696
					
		72 x 36		\$4636	5617
					
		84 x 42		\$6001	6984
					
		96 x 42		\$6901	8032

To specify:
 Please refer to pages 6-8 for complete specifying information.
 Specify all products by their product code.

5695 Eagle Drive, SE
Grand Rapids,
Michigan 49512
616-975-9260
lelandfurniture.com