

# Geode

## January 2025 Price List



# Geode

Table of Contents	GD2
Specification Information	GD3
Specification Example	GD4
Geode Lounge	GD5
Swivel Base	GD6

**Chair Model**

DESCRIPTION	CODE
Geode Lounge	GDL

**Upholstery Selection**

Please refer to Leland Textile Program which features textiles and leathers from the following partners:

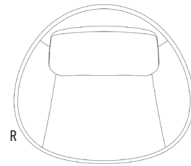
- [Pre-approved Textiles](#)

The complete grade list can be found at Leland’s website or you can specify COM/COL. Due to the design of this product, it is recommended that all non pre-approved textile be tested for compatibility.

Due to upholstery requirements, the Geode can only be upholstered railroaded. Please consider when specifying textiles with a pattern

**Auxiliary**

DESCRIPTION	CODE
Power Right Hand Side	PWRR
Power Left Hand Side	PWRL
USB Right Hand Side	USBR
USB Left Hand Side	USBL



\*Only available on stationary base

**AUXILIARY COLOR OPTIONS:**

Black	B
Gray	GY

RETURN SWIVEL BASE	RS
--------------------	----

**Product Weight**

DESCRIPTION	LBS
Geode Lounge	90

**Specifications required to create the product code**

- Model
- Upholstery Selection
- Auxiliary



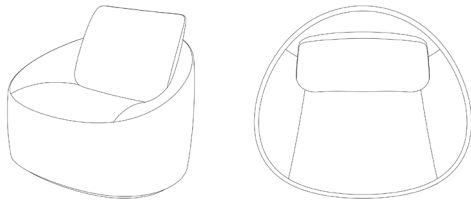
**MODEL**

Geode (GDL)

**UPHOLSTERY SELECTION**

Enter upholstery grade or COM





**Geode Lounge**

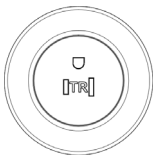
			MODEL	LIST PRICE/GRADE	COM/COL	A	B	C	D	E	F	G	H	I	J	K	L
W 38.39	D 34.06	H 30	GDL		\$2930	\$3170	\$3291	\$3412	\$3533	\$3654	\$3775	\$3896	\$4017	\$4138	\$4259	\$4380	\$4501

SH 18

COM Yardage: 6 yards

Contact Leland Customer Experience for yardage requirements on textiles with repeats.

For COL requirements please contact Leland Customer Experience.



**Power Receptacle**

			MODEL	LIST PRICE
Black (B), Gray (GY)			PWRR	Power Right Hand Side \$243
Dia 2 7/8"			PWRL	Power Left Hand Side \$243



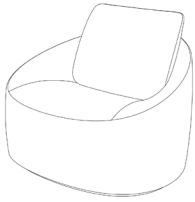
**Dual USB Charge**

			MODEL	LIST PRICE
Black (B), Gray (GY)			USBR	USB Right Hand Side \$355
Dia 2 7/8"			USBL	USB Left Hand Side \$355

To specify:

Please refer to pages 3-4 for complete specifying information.

Specify all products by their product code.



**Geode,  
 Return Swivel Base**

			MODEL	LIST PRICE/GRADE	COM/COL	A	B	C	D	E	F	G	H	I	J	K	L
W 38.39	D 34.06	H 30	GDL-RS		\$3487	\$3727	\$3848	\$3969	\$4090	\$4211	\$4332	\$4453	\$4574	\$4695	\$4816	\$4937	\$5058

SH 18

COM Yardage: 6 yards

Contact Leland Customer Experience for yardage requirements on textiles with repeats.

For COL requirements please contact Leland Customer Experience.

To specify:  
 Please refer to pages 3-4 for complete specifying information.  
 Specify all products by their product code.

---

**5695 Eagle Drive, SE**  
**Grand Rapids,**  
**Michigan 49512**  
**616-975-9260**  
**[lelandfurniture.com](http://lelandfurniture.com)**