

Gemma

January 2025 Price List



Gemma

Table of Contents	GM2
Specification Information	GM3
Specification Example	GM4
Sled Base, Birch Shell	GM5
Sled Base, Oak Shell	GM6
Sled Base, Walnut Shell	GM7
Wood Base, Birch	GM8
Wood Base, Oak	GM9
Wood Base, Walnut	GM10
Task Base, Birch Shell	GM11
Task Base, Oak Shell	GM12
Task Base, Walnut Shell	GM13

Chair Model

DESCRIPTION	CODE
Gemma sled base	GEMS
Gemma sled base, upholstered seat	GEMSU
Gemma sled base, upholstered seat and back	GEMSUU
Gemma wood base	GEMW
Gemma wood base, upholstered seat	GEMWU
Gemma wood base, upholstered seat and back	GEMWUU
Gemma task base	GEMT
Gemma task base, upholstered seat	GEMTU
Gemma task base, upholstered seat and back	GEMTUU

Shell Veneer

DESCRIPTION	CODE
Birch	B
Oak	O
Walnut	W

Wood Shell & Wood Base Finishes

*Wood bases default to specified shell type

STANDARD SHELL/LEG (BIRCH):

DESCRIPTION	CODE
Natural	11
Graphite	25
Transparent Black	29
White Wash II	30
Forest	101M
Willow	108M

OAK SHELL/LEG:

DESCRIPTION	CODE
Natural White Oak	12
Morel	66M
Evergreen	112M
Sienna	113M
Blue Sky	114M

WALNUT SHELL/LEG:

DESCRIPTION	CODE
Natural Walnut	08M

Sled and Task Base Finishes

DESCRIPTION	CODE
Black	B
White	W
Black Textured	BT
White Textured	WT
Matte Mercury	MMR
Matte Mineral	MMN
Matte Burnish	MBN
Matte Foundry	MFN
Matte Blue Sky	MBS
Matte Forest	MFO
Matte Willow	MWL
Matte Sienna	MSN
Matte Pine	MPN
Chrome	C

Upholstery Selection

Please refer to Leland Textile Program which features textiles and leathers from the following partners:

- Camira
- Green Hides
- Carnegie
- Maharam
- CF Stinson
- Unika Vaev

The complete grade list can be found on our website or you can specify COM/COL. Due to the design of this product, it is recommended that all non pre-approved textile be tested for compatibility.

Glide Type

STANDARD:

DESCRIPTION	CODE
Nylon	S

OPTIONAL:

DESCRIPTION	CODE
Felt	FC

Caster Options

DESCRIPTION	CODE
Gemma task base	
Hard Floor	HF
Soft Floor	SF

Stacking note

The Gemma chair does not stack.

Specifications required to create the product code

- Model
- Wood Species
- Shell Finish
- Seat upholstery selection (when applicable)
- Leg Finish
- Back Upholstery Selection (when applicable)
- Glide Type



MODEL

Gemma Wood Base Chair (GEMW)

WOOD SPECIES

Oak (0)

SHELL FINISH

Natural White Oak (12)

SEAT UPHOLSTERY SELECTION

When applicable, enter upholstery grade, COM

LEG FINISH

Natural White Oak (12)

SEAT AND/OR BACK UPHOLSTERY SELECTION

When applicable, enter upholstery grade, COM



GEMMA SLED BASE CHAIR, BIRCH SHELL
 Design: Altherr Désile Park

GM5



Gemma Sled Base Chair				MODEL	LIST PRICE
Birch shell				GEMS-B Powder Coat	\$1025
W 22	D 22.75	H 30.25	SH 17.75	Chrome	\$1087

Optional Felt Glides: Add \$8.00 net per chair for a set of four (4).



Gemma Sled Base Chair				MODEL	LIST PRICE/GRADE	COM/COL	A	B	C	D	E	F	G	H	I	J	K	L
Birch shell, upholstered seat				GEMSU-B	Powder Coat	\$1154	1203	1227	1251	1275	1299	1323	1347	1371	1395	1419	1443	1467
W 22	D 22.75	H 30.25	SH 17.75		Chrome	\$1215	1263	1288	1313	1338	1363	1388	1413	1438	1463	1488	1513	1538

Optional Felt Glides: Add \$8.00 net per chair for a set of four (4).
 COM Yardage: 1 seat: .75 yard
 Contact Leland Customer Experience for yardage requirements on textiles with repeats.
 For COL requirements please contact Leland Customer Experience.



Gemma Sled Base Chair				MODEL	LIST PRICE/GRADE	COM/COL	A	B	C	D	E	F	G	H	I	J	K	L
Birch shell, upholstered seat and back				GEMSUU-B	Powder Coat	\$1288	1348	1405	1462	1519	1576	1633	1690	1747	1804	1861	1918	1975
W 22	D 22.75	H 30.25	SH 17.75		Chrome	\$1349	1407	1466	1525	1584	1643	1702	1761	1820	1879	1938	1997	2056

Optional Felt Glides: Add \$8.00 net per chair for a set of four (4).
 COM Yardage: 1 seat: 1.25 yards
 Contact Leland Customer Experience for yardage requirements on textiles with repeats.
 For COL requirements please contact Leland Customer Experience.
 Due to the curvature of the chair shell, we are not able to pattern match on the chair back and seat. If a directional fabric is being specified, add \$56 LIST for a pattern match in the center of the seat and back only.

To specify:
 Please refer to pages 3-4 for complete specifying information.
 Specify all products by their product code.

Pricing Effective: January 2025

GEMMA SLED BASE CHAIR, OAK SHELL
 Design: Altherr Désile Park

GM6



Gemma Sled Base Chair				MODEL	LIST PRICE
Oak shell				GEMS-O Powder Coat	\$1164
W 22	D 22.75	H 30.25	SH 17.75	Chrome	\$1226

Optional Felt Glides: Add \$8.00 net per chair for a set of four (4).



Gemma Sled Base Chair				MODEL	LIST PRICE/GRADE	COM/COL	A	B	C	D	E	F	G	H	I	J	K	L
Oak shell, upholstered seat				GEMSU-O	Powder Coat	\$1293	1341	1366	1391	1416	1441	1466	1491	1516	1541	1566	1591	1616
W 22	D 22.75	H 30.25	SH 17.75		Chrome	\$1354	1402	1427	1452	1477	1502	1527	1552	1577	1602	1627	1652	1677

Optional Felt Glides: Add \$8.00 net per chair for a set of four (4).
 COM Yardage: 1 seat: .75 yard
 Contact Leland Customer Experience for yardage requirements on textiles with repeats.
 For COL requirements please contact Leland Customer Experience.



Gemma Sled Base Chair				MODEL	LIST PRICE/GRADE	COM/COL	A	B	C	D	E	F	G	H	I	J	K	L
Oak shell, upholstered seat and back				GEMSUU-O	Powder Coat	\$1427	1487	1544	1601	1658	1715	1772	1829	1886	1943	2000	2057	2114
W 22	D 22.75	H 30.25	SH 17.75		Chrome	\$1488	1547	1605	1663	1721	1779	1837	1895	1953	2011	2069	2127	2185

Optional Felt Glides: Add \$8.00 net per chair for a set of four (4).
 COM Yardage: 1 seat: 1.25 yards
 Contact Leland Customer Experience for yardage requirements on textiles with repeats.
 For COL requirements please contact Leland Customer Experience.
 Due to the curvature of the chair shell, we are not able to pattern match on the chair back and seat. If a directional fabric is being specified, add \$56 LIST for a pattern match in the center of the seat and back only.

To specify:
 Please refer to pages 3-4 for complete specifying information.
 Specify all products by their product code.

Pricing Effective: January 2024

GEMMA SLED BASE CHAIR, WALNUT SHELL
 Design: Altherr Désile Park

GM7



Gemma Sled Base Chair				MODEL		LIST PRICE
Walnut shell				GEMS-B	Powder Coat	\$1360
W 22	D 22.75	H 30.25	SH 17.75		Chrome	\$1421
Optional Felt Glides: Add \$8.00 net per chair for a set of four (4).						



Gemma Sled Base Chair				MODEL	LIST PRICE/GRADE	COM/COL	A	B	C	D	E	F	G	H	I	J	K	L	
Walnut shell, upholstered seat				GEMSU-B	Powder Coat	\$1488	1536	1561	1586	1611	1636	1661	1686	1711	1736	1761	1786	1811	
W 22	D 22.75	H 30.25	SH 17.75		Chrome	\$1549	1598	1622	1646	1670	1694	1718	1742	1766	1790	1814	1838	1862	
Optional Felt Glides: Add \$8.00 net per chair for a set of four (4).																			
COM Yardage: 1 seat: .75 yard																			
Contact Leland Customer Experience for yardage requirements on textiles with repeats.																			
For COL requirements please contact Leland Customer Experience.																			



Gemma Sled Base Chair				MODEL	LIST PRICE/GRADE	COM/COL	A	B	C	D	E	F	G	H	I	J	K	L	
Walnut shell, upholstered seat and back				GEMSUU-B	Powder Coat	\$1621	1681	1739	1797	1855	1913	1971	2029	2087	2145	2203	2261	2319	
W 22	D 22.75	H 30.25	SH 17.75		Chrome	\$1683	1742	1800	1858	1916	1974	2032	2090	2148	2206	2264	2322	2380	
Optional Felt Glides: Add \$8.00 net per chair for a set of four (4).																			
COM Yardage: 1 seat: 1.25 yards																			
Contact Leland Customer Experience for yardage requirements on textiles with repeats.																			
For COL requirements please contact Leland Customer Experience.																			
Due to the curvature of the chair shell, we are not able to pattern match on the chair back and seat. If a directional fabric is being specified, add \$56 LIST for a pattern match in the center of the seat and back only.																			

To specify:
 Please refer to pages 3-4 for complete specifying information.
 Specify all products by their product code.

Pricing Effective: January 2025

GEMMA WOOD BASE CHAIR, BIRCH
 Design: Altherr Désile Park

GM8



Gemma Wood Base Chair				MODEL	LIST PRICE
Birch shell/base				GEMW-B	\$1304
W 22	D 21	H	SH 18	Optional Felt Glides: Add \$8.00 net per chair for a set of four (4).	



Gemma Wood Base Chair				MODEL	LIST PRICE/GRADE	COM/COL	A	B	C	D	E	F	G	H	I	J	K	L	
Birch shell/base, upholstered seat				GEMWU-B	\$1432	1481	1506	1531	1556	1581	1606	1631	1656	1681	1706	1731	1756		
W 22				D 21	H	SH 18	Optional Felt Glides: Add \$8.00 net per chair for a set of four (4).												
				COM Yardage: 1 seat: .75 yard															
				Contact Leland Customer Experience for yardage requirements on textiles with repeats.															
				For COL requirements please contact Leland Customer Experience.															



Gemma Wood Base Chair				MODEL	LIST PRICE/GRADE	COM/COL	A	B	C	D	E	F	G	H	I	J	K	L	
Birch shell/base, upholstered seat and back				GEMWUU-B	\$1554	1614	1672	1730	1788	1846	1904	1962	2020	2078	2136	2194	2252		
W 22				D 21	H	SH 18	Optional Felt Glides: Add \$8.00 net per chair for a set of four (4).												
				COM Yardage: 1 seat: 1.25 yards															
				Contact Leland Customer Experience for yardage requirements on textiles with repeats.															
				For COL requirements please contact Leland Customer Experience.															
				Due to the curvature of the chair shell, we are not able to pattern match on the chair back and seat. If a directional fabric is being specified, add \$56 LIST for a pattern match in the center of the seat and back only.															

To specify:
 Please refer to pages 3-4 for complete specifying information.
 Specify all products by their product code.

Pricing Effective: January 2025

GEMMA WOOD BASE CHAIR, OAK
 Design: Altherr Désile Park

GM9



Gemma Wood Base Chair				MODEL	LIST PRICE
Oak shell/base				GEMW-0	\$1443
W 22	D 21	H	SH 18	Optional Felt Glides: Add \$8.00 net per chair for a set of four (4).	



Gemma Wood Base Chair				MODEL	LIST PRICE/GRADE	COM/COL	A	B	C	D	E	F	G	H	I	J	K	L	
Oak shell/base, upholstered seat				GEMWU-0	\$1572		1620	1645	1670	1695	1720	1745	1770	1795	1820	1845	1870	1895	
W 22	D 21	H	SH 18	Optional Felt Glides: Add \$8.00 net per chair for a set of four (4).															
				COM Yardage: 1 seat: .75 yard															
				Contact Leland Customer Experience for yardage requirements on textiles with repeats.															
				For COL requirements please contact Leland Customer Experience.															



Gemma Wood Base Chair				MODEL	LIST PRICE/GRADE	COM/COL	A	B	C	D	E	F	G	H	I	J	K	L	
Oak shell/base, upholstered seat and back				GEMWUU-0	\$1706		1764	1823	1882	1941	2000	2059	2118	2177	2236	2295	2354	2413	
				Optional Felt Glides: Add \$8.00 net per chair for a set of four (4).															
				COM Yardage: 1 seat: 1.25 yards															
				Contact Leland Customer Experience for yardage requirements on textiles with repeats.															
				For COL requirements please contact Leland Customer Experience.															
				Due to the curvature of the chair shell, we are not able to pattern match on the chair back and seat. If a directional fabric is being specified, add \$56 LIST for a pattern match in the center of the seat and back only.															

To specify:
 Please refer to pages 3-4 for complete specifying information.
 Specify all products by their product code.

Pricing Effective: January 2025

GEMMA WOOD BASE CHAIR, WALNUT
 Design: Altherr Désile Park

GM10



Gemma Wood Base Chair		MODEL	LIST PRICE
Walnut shell/base		GEMW-B	\$1639
W 22	D 21	H	SH 18
Optional Felt Glides: Add \$8.00 net per chair for a set of four (4).			



Gemma Wood Base Chair		MODEL	LIST PRICE/GRADE	COM/COL	A	B	C	D	E	F	G	H	I	J	K	L	
Walnut shell/base, upholstered seat		GEMWU-B	Powder Coat	\$1765	1815	1840	1865	1890	1915	1940	1965	1990	2015	2040	2065	2090	
W 22		D 21	H	SH 18	Optional Felt Glides: Add \$8.00 net per chair for a set of four (4).												
		COM Yardage: 1 seat: .75 yard															
		Contact Leland Customer Experience for yardage requirements on textiles with repeats.															
		For COL requirements please contact Leland Customer Experience.															



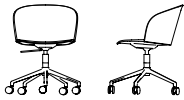
Gemma Wood Base Chair		MODEL	LIST PRICE/GRADE	COM/COL	A	B	C	D	E	F	G	H	I	J	K	L	
Walnut shell/base, upholstered seat and back		GEMWUU-B	Powder Coat	\$1899	1959	2018	2077	2136	2195	2254	2313	2372	2431	2490	2549	2608	
W 22		D 21	H	SH 18	Optional Felt Glides: Add \$8.00 net per chair for a set of four (4).												
		COM Yardage: 1 seat: 1.25 yards															
		Contact Leland Customer Experience for yardage requirements on textiles with repeats.															
		For COL requirements please contact Leland Customer Experience.															
		Due to the curvature of the chair shell, we are not able to pattern match on the chair back and seat. If a directional fabric is being specified, add \$56 LIST for a pattern match in the center of the seat and back only.															

To specify:
 Please refer to pages 3-4 for complete specifying information.
 Specify all products by their product code.

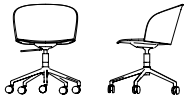
Pricing Effective: January 2025

GEMMA TASK BASE CHAIR, BIRCH SHELL
 Design: Altherr Désile Park

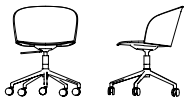
GM11



Gemma Task Base Chair			MODEL	LIST PRICE
Birch shell			GEMT-B Black Textured	\$1394
W 22	D 25.25	H 28.25 - 31	Powder Coat	\$1530
SH 15.75 - 18.5				



Gemma Task Base Chair			MODEL	LIST PRICE/GRADE	COM/COL	A	B	C	D	E	F	G	H	I	J	K	L
Birch shell, upholstered seat			GEMTU-B	Black Textured	\$1511	1561	1585	1609	1633	1657	1681	1705	1729	1753	1777	1801	1825
W 22	D 25.25	H 28.25 - 31		Powder Coat	\$1647	1696	1721	1746	1771	1796	1821	1846	1871	1896	1921	1946	1971
SH 15.75 - 18.5			COM Yardage: 1 seat: .75 yard														
Contact Leland Customer Experience for yardage requirements on textiles with repeats.																	
For COL requirements please contact Leland Customer Experience.																	



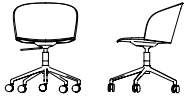
Gemma Task Base Chair			MODEL	LIST PRICE/GRADE	COM/COL	A	B	C	D	E	F	G	H	I	J	K	L
Birch shell, upholstered seat and back			GEMTUU-B	Black Textured	\$1661	1721	1780	1839	1898	1957	2016	2075	2134	2193	2252	2311	2370
				Powder Coat	\$1797	1857	1916	1975	2034	2093	2152	2211	2270	2329	2388	2447	2506
SH 15.75 - 18.5			COM Yardage: 1 seat: 1.25 yard														
Contact Leland Customer Experience for yardage requirements on textiles with repeats.																	
For COL requirements please contact Leland Customer Experience.																	
Due to the curvature of the chair shell, we are not able to pattern match on the chair back and seat. If a directional fabric is being specified, add \$56 LIST for a pattern match in the center of the seat and back only.																	

To specify:
 Please refer to pages 3-4 for complete specifying information.
 Specify all products by their product code.

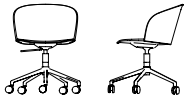
Pricing Effective: January 2025

GEMMA TASK BASE CHAIR, OAK SHELL
 Design: Altherr Désile Park

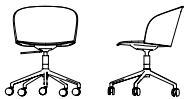
GM12



Gemma Task Base Chair	MODEL	LIST PRICE
Oak shell	GEMT-O Black Textured	\$1454
W 22 D 25.25 H 28.25 - 31 SH 15.75 - 18.5	Powder Coat	\$1589



Gemma Task Base Chair	MODEL	LIST PRICE/GRADE	COM/COL	A	B	C	D	E	F	G	H	I	J	K	L
Oak shell, upholstered seat	GEMTU-O	Black Textured	\$1572	1621	1646	1671	1696	1721	1746	1771	1796	1821	1846	1871	1896
W 22 D 25.25 H 28.25 - 31 SH 15.75 - 18.5		Powder Coat	\$1708	1757	1782	1807	1832	1857	1882	1907	1932	1957	1982	2007	2032
		COM Yardage: 1 seat: .75 yard													
		Contact Leland Customer Experience for yardage requirements on textiles with repeats.													
		For COL requirements please contact Leland Customer Experience.													

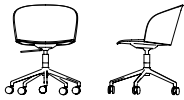


Gemma Task Base Chair	MODEL	LIST PRICE/GRADE	COM/COL	A	B	C	D	E	F	G	H	I	J	K	L
Oak shell, upholstered seat and back	GEMTUU-O	Black Textured	\$1722	1782	1841	1900	1959	2018	2077	2136	2195	2254	2313	2372	2431
W 22 D 25.25 H 28.25 - 31 SH 15.75 - 18.5		Powder Coat	\$1858	1918	1976	2034	2092	2150	2208	2266	2324	2382	2440	2498	2556
		COM Yardage: 1 seat: 1.25 yard													
		Contact Leland Customer Experience for yardage requirements on textiles with repeats.													
		For COL requirements please contact Leland Customer Experience.													
		Due to the curvature of the chair shell, we are not able to pattern match on the chair back and seat. If a directional fabric is being specified, add \$56 LIST for a pattern match in the center of the seat and back only.													

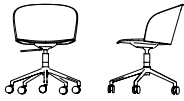
To specify:
 Please refer to pages 3-4 for complete specifying information.
 Specify all products by their product code.

GEMMA TASK BASE CHAIR, WALNUT SHELL
 Design: Altherr Désile Park

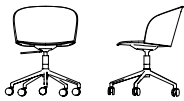
GM13



Gemma Task Base Chair		MODEL	LIST PRICE
Walnut shell		GEMT-B Black Textured	\$1501
W 22	D 25.25 H 28.25 - 31	Powder Coat	\$1637
SH 15.75 - 18.5			



Gemma Task Base Chair		MODEL	LIST PRICE/GRADE	COM/COL	A	B	C	D	E	F	G	H	I	J	K	L
Walnut shell, upholstered seat		GEMTU-B	Black Textured	\$1618	1668	1692	1716	1740	1764	1788	1812	1836	1860	1884	1908	1932
W 22	D 25.25 H 28.25 - 31		Powder Coat	\$1753	1802	1827	1852	1877	1902	1927	1952	1977	2002	2027	2052	2077
SH 15.75 - 18.5		COM Yardage: 1 seat: .75 yard														
Contact Leland Customer Experience for yardage requirements on textiles with repeats.																
For COL requirements please contact Leland Customer Experience.																



Gemma Task Base Chair		MODEL	LIST PRICE/GRADE	COM/COL	A	B	C	D	E	F	G	H	I	J	K	L
Walnut shell, upholstered seat and back		GEMTUU-B	Black Textured	\$1770	1829	1888	1947	2006	2065	2124	2183	2242	2301	2360	2419	2478
			Powder Coat	\$1904	1964	2023	2082	2141	2200	2259	2318	2377	2436	2495	2554	2613
		COM Yardage: 1 seat: 1.25 yard														
		Contact Leland Customer Experience for yardage requirements on textiles with repeats.														
		For COL requirements please contact Leland Customer Experience.														
		Due to the curvature of the chair shell, we are not able to pattern match on the chair back and seat. If a directional fabric is being specified, add \$56 LIST for a pattern match in the center of the seat and back only.														

To specify:
 Please refer to pages 3-4 for complete specifying information.
 Specify all products by their product code.

Pricing Effective: January 2025

**5695 Eagle Drive, SE
Grand Rapids,
Michigan 49512
616-975-9260
lelandfurniture.com**