

Gemma

January 2024 Price List



Gemma

Table of Contents	GM2
Specification Information	GM3
Specification Example	GM4
Sled Base, Birch Shell	GM5
Sled Base, Oak Shell	GM6
Sled Base, Walnut Shell	GM7
Wood Base, Birch	GM8
Wood Base, Oak	GM9
Wood Base, Walnut	GM10
Task Base, Birch Shell	GM11
Task Base, Oak Shell	GM12
Task Base, Walnut Shell	GM13

Chair Model

DESCRIPTION	CODE
Gemma sled base	GEMS
Gemma sled base, upholstered seat	GEMSU
Gemma sled base, upholstered seat and back	GEMSUU
Gemma wood base	GEMW
Gemma wood base, upholstered seat	GEMWU
Gemma wood base, upholstered seat and back	GEMWUU
Gemma task base	GEMT
Gemma task base, upholstered seat	GEMTU
Gemma task base, upholstered seat and back	GEMTUU

Shell Veneer

DESCRIPTION	CODE
Birch	B
Oak	O
Walnut	W

Wood Shell & Wood Base Finishes

*Wood bases default to specified shell type

STANDARD SHELL/LEG (BIRCH):

DESCRIPTION	CODE
Natural	11
Graphite	25
Transparent Black	29
White Wash II	30
Forest	101M
Willow	108M

OAK SHELL/LEG:

DESCRIPTION	CODE
Natural White Oak	12
Morel	66M
Evergreen	112M
Sienna	113M
Blue Sky	114M

WALNUT SHELL/LEG:

DESCRIPTION	CODE
Natural Walnut	08M

Sled and Task Base Finishes

DESCRIPTION	CODE
Black	B
White	W
Black Textured	BT
White Textured	WT
Matte Mercury	MMR
Matte Mineral	MMN
Matte Burnish	MBN
Matte Foundry	MFN
Matte Blue Sky	MBS
Matte Forest	MFO
Matte Willow	MWL
Matte Sienna	MSN
Matte Pine	MPN
Chrome	C

Upholstery Selection

Please refer to Leland Textile Program which features textiles and leathers from the following partners:

- Camira
- Green Hides
- Carnegie
- Maharam
- CF Stinson
- Unika Vaev

The complete grade list can be found on our website or you can specify COM/COL. Due to the design of this product, it is recommended that all non pre-approved textile be tested for compatibility.

Glide Type

STANDARD:

DESCRIPTION	CODE
Nylon	S

OPTIONAL:

DESCRIPTION	CODE
Felt	FC

Caster Options

Gemma task base	
DESCRIPTION	CODE
Hard Floor	HF
Soft Floor	SF

Stacking note

The Gemma chair does not stack.

- Model
- Wood Species
- Shell Finish
- Seat upholstery selection (when applicable)
- Leg Finish
- Back Upholstery Selection (when applicable)
- Glide Type

G	E	M	W	0	1	2	1	2	S		
MODEL				WOOD SPECIES	SHELL FINISH		SEAT UPHOLSTERY GRADE/COM (when applicable)		LEG FINISH	BACK UPHOLSTERY GRADE/COM (when applicable)	GLIDE TYPE

Gemma Wood Base Chair (GEMW)

Oak (0)

Natural White Oak (12)

When applicable, enter upholstery grade, COM

Natural White Oak (12)

When applicable, enter upholstery grade, COM



GEMMA SLED BASE CHAIR, BIRCH SHELL
Design: Altherr Désile Park

GM5



Gemma Sled Base Chair	MODEL		LIST PRICE
Birch shell	GEMS-B	Powder Coat	\$995
W 22 D 22.75 H 30.25 SH 17.75		Chrome	\$1055

Optional Felt Glides: Add \$8.00 net per chair for a set of four (4).



Gemma Sled Base Chair	MODEL	LIST PRICE/GRADE	COM/COL	A	B	C	D	E	F	G	H	I	J	K	L
Birch shell, upholstered seat	GEMSU-B	Powder Coat	\$1120	1169	1193	1218	1243	1268	1293	1318	1343	1367	1392	1418	1442
W 22 D 22.75 H 30.25 SH 17.75		Chrome	\$1180	1228	1253	1278	1302	1327	1353	1378	1402	1427	1452	1476	1501

Optional Felt Glides: Add \$8.00 net per chair for a set of four (4).
COM Yardage: 1 Seat: .75 Yard
Contact Leland Customer Experience for yardage requirements on textiles with repeats.
For COL requirements please contact Leland Customer Experience.



Gemma Sled Base Chair	MODEL	LIST PRICE/GRADE	COM/COL	A	B	C	D	E	F	G	H	I	J	K	L
Birch shell, upholstered seat and back	GEMSUU-B	Powder Coat	\$1250	1310	1367	1426	1485	1542	1601	1660	1718	1776	1835	1894	1951
W 22 D 22.75 H 30.25 SH 17.75		Chrome	\$1310	1368	1427	1486	1543	1602	1661	1719	1777	1836	1895	1952	2011

Optional Felt Glides: Add \$8.00 net per chair for a set of four (4).
COM Yardage: 1 Seat: 1.25 Yards
Contact Leland Customer Experience for yardage requirements on textiles with repeats.
For COL requirements please contact Leland Customer Experience.
Due to the curvature of the chair shell, we are not able to pattern match on the chair back and seat. If a directional fabric is being specified, add \$56 LIST for a pattern match in the center of the seat and back only.

To specify:
Please refer to pages 3–4 for
complete specifying information.
Specify all products by their
product code.

Pricing Effective: January 2024

GEMMA SLED BASE CHAIR, OAK SHELL
Design: Altherr Désile Park

GM6



Gemma Sled Base Chair	MODEL		LIST PRICE
Oak shell	GEMS-O	Powder Coat	\$1130
W 22 D 22.75 H 30.25 SH 17.75		Chrome	\$1190

Optional Felt Glides: Add \$8.00 net per chair for a set of four (4).



Gemma Sled Base Chair	MODEL	LIST PRICE/GRADE	COM/COL	A	B	C	D	E	F	G	H	I	J	K	L
Oak shell, upholstered seat	GEMSU-O	Powder Coat	\$1255	1303	1328	1354	1379	1403	1428	1453	1478	1502	1528	1553	1577
W 22 D 22.75 H 30.25 SH 17.75		Chrome	\$1315	1363	1388	1413	1437	1463	1488	1513	1537	1562	1587	1612	1637

Optional Felt Glides: Add \$8.00 net per chair for a set of four (4).
COM Yardage: 1 Seat: .75 Yard
Contact Leland Customer Experience for yardage requirements on textiles with repeats.
For COL requirements please contact Leland Customer Experience.



Gemma Sled Base Chair	MODEL	LIST PRICE/ GRADE	COM/COL	A	B	C	D	E	F	G	H	I	J	K	L
Oak shell, upholstered seat and back	GEMSUU-O	Powder Coat	\$1385	1445	1502	1561	1620	1678	1736	1795	1853	1911	1970	2029	2086
W 22 D 22.75 H 30.25 SH 17.75		Chrome	\$1445	1504	1562	1621	1679	1737	1796	1854	1912	1971	2030	2088	2146

Optional Felt Glides: Add \$8.00 net per chair for a set of four (4).
COM Yardage: 1 Seat: 1.25 Yards
Contact Leland Customer Experience for yardage requirements on textiles with repeats.
For COL requirements please contact Leland Customer Experience.
Due to the curvature of the chair shell, we are not able to pattern match on the chair back and seat. If a directional fabric is being specified, add \$56 LIST for a pattern match in the center of the seat and back only.

To specify:
Please refer to pages 3–4 for complete specifying information.
Specify all products by their product code.

GEMMA SLED BASE CHAIR, WALNUT SHELL
Design: Altherr Désile Park

GM7



Gemma Sled Base Chair	MODEL		LIST PRICE
Walnut shell	GEMS-W	Powder Coat	\$1320
W 22 D 22.75 H 30.25 SH 17.75		Chrome	\$1380

Optional Felt Glides: Add \$8.00 net per chair for a set of four (4).



Gemma Sled Base Chair	MODEL	LIST PRICE/GRADE	COM/COL	A	B	C	D	E	F	G	H	I	J	K	L
Walnut shell, upholstered seat	GEMSU-W	Powder Coat	\$1445	1493	1518	1542	1567	1593	1618	1642	1667	1692	1716	1742	1767
W 22 D 22.75 H 30.25 SH 17.75		Chrome	\$1504	1553	1577	1602	1627	1652	1677	1702	1727	1751	1776	1801	1826

Optional Felt Glides: Add \$8.00 net per chair for a set of four (4).
COM Yardage: 1 Seat: .75 Yard
Contact Leland Customer Experience for yardage requirements on textiles with repeats.
For COL requirements please contact Leland Customer Experience.



Gemma Sled Base Chair	MODEL	LIST PRICE/ GRADE	COM/COL	A	B	C	D	E	F	G	H	I	J	K	L
Walnut shell, upholstered seat and back	GEMSUU-W	Powder Coat	\$1574	1634	1692	1750	1809	1867	1873	1931	1989	2048	2106	2165	2223
W 22 D 22.75 H 30.25 SH 17.75		Chrome	\$1634	1693	1751	1810	1868	1927	1985	2043	2102	2160	2219	2277	2336

Optional Felt Glides: Add \$8.00 net per chair for a set of four (4).
COM Yardage: 1 Seat: 1.25 Yards
Contact Leland Customer Experience for yardage requirements on textiles with repeats.
For COL requirements please contact Leland Customer Experience.
Due to the curvature of the chair shell, we are not able to pattern match on the chair back and seat. If a directional fabric is being specified, add \$56 LIST for a pattern match in the center of the seat and back only.

To specify:
Please refer to pages 3–4 for
complete specifying information.
Specify all products by their
product code.

GEMMA WOOD BASE CHAIR, BIRCH

Design: Altherr Désile Park

GM8



Gemma Wood Base Chair	MODEL	LIST PRICE
Birch shell/base	GEMW-B	\$1266
W 22 D 21 H SH 18	Optional Felt Glides: Add \$8.00 net per chair for a set of four (4).	



Gemma Wood Base Chair	MODEL	LIST PRICE/GRADE	COM/COL	A	B	C	D	E	F	G	H	I	J	K	L
Birch shell/base, upholstered seat	GEMWU-B		\$1390	1439	1464	1489	1514	1538	1563	1588	1613	1638	1663	1688	1712
W 22 D 21 H SH 18	Optional Felt Glides: Add \$8.00 net per chair for a set of four (4). COM Yardage: 1 Seat: .75 Yard Contact Leland Customer Experience for yardage requirements on textiles with repeats. For COL requirements please contact Leland Customer Experience.														



Gemma Wood Base Chair	MODEL	LIST PRICE/ GRADE	COM/COL	A	B	C	D	E	F	G	H	I	J	K	L
Birch shell/base, upholstered seat and back	GEMWUU-B		\$1509	1569	1627	1686	1744	1802	1861	1919	1977	2036	2094	2153	2211
W 22 D 21 H SH 18	Optional Felt Glides: Add \$8.00 net per chair for a set of four (4). COM Yardage: 1 Seat: 1.25 Yards Contact Leland Customer Experience for yardage requirements on textiles with repeats. For COL requirements please contact Leland Customer Experience. Due to the curvature of the chair shell, we are not able to pattern match on the chair back and seat. If a directional fabric is being specified, add \$56 LIST for a pattern match in the center of the seat and back only.														

To specify:
Please refer to pages 3-4 for complete specifying information.
Specify all products by their product code.

GEMMA WOOD BASE CHAIR, OAK
Design: Altherr Désile Park

GM9



Gemma Wood Base Chair	MODEL	LIST PRICE
Oak shell/base	GEMW-O	\$1401
W 22 D 21 H SH 18	Optional Felt Glides: Add \$8.00 net per chair for a set of four (4).	



Gemma Wood Base Chair	MODEL	LIST PRICE/GRADE	COM/COL	A	B	C	D	E	F	G	H	I	J	K	L
Oak shell/base, upholstered seat	GEMWU-O		\$1526	1574	1599	1624	1648	1673	1699	1724	1748	1773	1798	1823	1847
W 22 D 21 H SH 18	Optional Felt Glides: Add \$8.00 net per chair for a set of four (4). COM Yardage: 1 Seat: .75 Yard Contact Leland Customer Experience for yardage requirements on textiles with repeats. For COL requirements please contact Leland Customer Experience.														



Gemma Wood Base Chair	MODEL	LIST PRICE/ GRADE	COM/COL	A	B	C	D	E	F	G	H	I	J	K	L
Oak shell/base, upholstered seat and back	GEMWUU-O		\$1656	1714	1773	1832	1890	1948	2007	2065	2123	2182	2241	2298	2357
W 22 D 21 H SH 18	Optional Felt Glides: Add \$8.00 net per chair for a set of four (4). COM Yardage: 1 Seat: 1.25 Yards Contact Leland Customer Experience for yardage requirements on textiles with repeats. For COL requirements please contact Leland Customer Experience. Due to the curvature of the chair shell, we are not able to pattern match on the chair back and seat. If a directional fabric is being specified, add \$56 LIST for a pattern match in the center of the seat and back only.														

To specify:
Please refer to pages 3-4 for
complete specifying information.
Specify all products by their
product code.

Pricing Effective: January 2024

GEMMA WOOD BASE CHAIR, WALNUT
Design: Altherr Désile Park

GM10



Gemma Wood Base Chair	MODEL	LIST PRICE
Walnut shell/base	GEMW-W	\$1591
W 22 D 21 H SH 18	Optional Felt Glides: Add \$8.00 net per chair for a set of four (4).	



Gemma Wood Base Chair	MODEL	LIST PRICE/GRADE	COM/COL	A	B	C	D	E	F	G	H	I	J	K	L
Walnut shell/base, upholstered seat	GEMWU-W		\$1714	1764	1789	1813	1838	1863	1887	1912	1938	1963	1987	2012	2037
W 22 D 21 H SH 18	Optional Felt Glides: Add \$8.00 net per chair for a set of four (4). COM Yardage: 1 Seat: .75 Yard Contact Leland Customer Experience for yardage requirements on textiles with repeats. For COL requirements please contact Leland Customer Experience.														

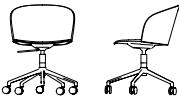


Gemma Wood Base Chair	MODEL	LIST PRICE/ GRADE	COM/COL	A	B	C	D	E	F	G	H	I	J	K	L
Walnut shell/base, upholstered seat and back	GEMWUU-W		\$1844	1904	1963	2020	2079	2138	2196	2254	2311	2372	2429	2488	2547
W 22 D 21 H SH 18	Optional Felt Glides: Add \$8.00 net per chair for a set of four (4). COM Yardage: 1 Seat: 1.25 Yards Contact Leland Customer Experience for yardage requirements on textiles with repeats. For COL requirements please contact Leland Customer Experience. Due to the curvature of the chair shell, we are not able to pattern match on the chair back and seat. If a directional fabric is being specified, add \$56 LIST for a pattern match in the center of the seat and back only.														

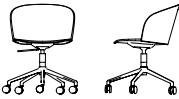
To specify:
Please refer to pages 3-4 for
complete specifying information.
Specify all products by their
product code.

GEMMA TASK BASE CHAIR, BIRCH SHELL
Design: Altherr Désile Park

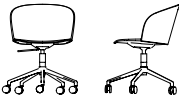
GM11



Gemma Task Base Chair	MODEL		LIST PRICE
Birch shell	GEMT-B	Black Textured	\$1353
W 22 D 25.25 H 28.25 - 31 SH 15.75 - 18.5		Powder Coat	\$1485



Gemma Task Base Chair	MODEL	LIST PRICE/GRADE	COM/COL	A	B	C	D	E	F	G	H	I	J	K	L
Birch shell, upholstered seat	GEMTU-B	Black Textured	\$1467	1517	1541	1566	1591	1616	1640	1665	1690	1714	1739	1764	1789
W 22 D 25.25 H 28.25 - 31 SH 15.75 - 18.5		Powder Coat	\$1599	1648	1673	1698	1723	1747	1772	1797	1822	1846	1871	1896	1920
COM Yardage: 1 Seat: .75 Yard Contact Leland Customer Experience for yardage requirements on textiles with repeats. For COL requirements please contact Leland Customer Experience.															

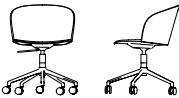


Gemma Task Base Chair	MODEL	LIST PRICE/ GRADE	COM/COL	A	B	C	D	E	F	G	H	I	J	K	L
Birch shell, upholstered seat and back	GEMTUU-B	Black Textured	\$1613	1673	1732	1791	1849	1908	1967	2025	2084	2143	2202	2260	2319
W 22 D 25.25 H 28.25 - 31 SH 15.75 - 18.5		Powder Coat	\$1745	1805	1864	1922	1981	2040	2099	2157	2216	2275	2333	2392	2451
COM Yardage: 1 Seat: 1.25 Yards Contact Leland Customer Experience for yardage requirements on textiles with repeats. For COL requirements please contact Leland Customer Experience. Due to the curvature of the chair shell, we are not able to pattern match on the chair back and seat. If a directional fabric is being specified, add \$56 LIST for a pattern match in the center of the seat and back only.															

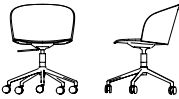
To specify:
Please refer to pages 3–4 for
complete specifying information.
Specify all products by their
product code.

GEMMA TASK BASE CHAIR, OAK SHELL
Design: Altherr Désile Park

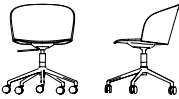
GM12



Gemma Task Base Chair	MODEL		LIST PRICE
Oak shell	GEMT-O	Black Textured	\$1412
W 22 D 25.25 H 28.25 - 31 SH 15.75 - 18.5		Powder Coat	\$1543



Gemma Task Base Chair	MODEL	LIST PRICE/GRADE	COM/COL	A	B	C	D	E	F	G	H	I	J	K	L
Oak shell, upholstered seat	GEMTU-O	Black Textured	\$1526	1575	1600	1625	1650	1674	1699	1724	1748	1773	1798	1823	1847
W 22 D 25.25 H 28.25 - 31 SH 15.75 - 18.5		Powder Coat	\$1658	1707	1732	1757	1781	1806	1831	1856	1880	1905	1930	1954	1979
COM Yardage: 1 Seat: .75 Yard Contact Leland Customer Experience for yardage requirements on textiles with repeats. For COL requirements please contact Leland Customer Experience.															

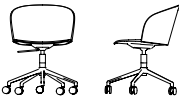


Gemma Task Base Chair	MODEL	LIST PRICE/ GRADE	COM/COL	A	B	C	D	E	F	G	H	I	J	K	L
Oak shell, upholstered seat and back	GEMTUU-O	Black Textured	\$1672	1732	1791	1849	1908	1967	2025	2084	2143	2202	2260	2319	2378
W 22 D 25.25 H 28.25 - 31 SH 15.75 - 18.5		Powder Coat	\$1804	1864	1922	1981	2040	2099	2157	2216	2275	2333	2392	2451	2510
COM Yardage: 1 Seat: 1.25 Yards Contact Leland Customer Experience for yardage requirements on textiles with repeats. For COL requirements please contact Leland Customer Experience. Due to the curvature of the chair shell, we are not able to pattern match on the chair back and seat. If a directional fabric is being specified, add \$56 LIST for a pattern match in the center of the seat and back only.															

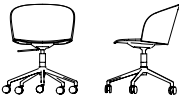
To specify:
Please refer to pages 3–4 for complete specifying information.
Specify all products by their product code.

GEMMA TASK BASE CHAIR, WALNUT SHELL
Design: Altherr Désile Park

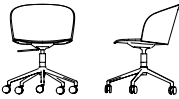
GM13



Gemma Task Base Chair	MODEL		LIST PRICE
Walnut shell W 22 D 25.25 H 28.25 - 31 SH 15.75 - 18.5	GEMT-W	Black Textured	\$1457
		Powder Coat	\$1589



Gemma Task Base Chair	MODEL	LIST PRICE/GRADE	COM/COL	A	B	C	D	E	F	G	H	I	J	K	L
Walnut shell, upholstered seat	GEMTU-W	Black Textured	\$1571	1621	1645	1670	1695	1720	1744	1769	1794	1818	1843	1868	1893
W 22 D 25.25 H 28.25 - 31 SH 15.75 - 18.5		Powder Coat	\$1702	1751	1776	1801	1826	1850	1875	1900	1925	1949	1974	1999	2023
COM Yardage: 1 Seat: .75 Yard Contact Leland Customer Experience for yardage requirements on textiles with repeats. For COL requirements please contact Leland Customer Experience.															



Gemma Task Base Chair			MODEL	LIST PRICE/ GRADE	COM/COL	A	B	C	D	E	F	G	H	I	J	K	L
Walnut shell, upholstered seat and back			GEMTUU-W	Black Textured	\$1718	1777	1836	1895	1953	2012	2071	2130	2188	2247	2306	2364	2423
				Powder Coat	\$1849	1909	1968	2027	2085	2144	2203	2261	2320	2379	2437	2496	2555
W 22 D 25.25 H 28.25 - 31 SH 15.75 - 18.5			COM Yardage: 1 Seat: 1.25 Yards Contact Leland Customer Experience for yardage requirements on textiles with repeats. For COL requirements please contact Leland Customer Experience. Due to the curvature of the chair shell, we are not able to pattern match on the chair back and seat. If a directional fabric is being specified, add \$56 LIST for a pattern match in the center of the seat and back only.														

To specify:
Please refer to pages 3–4 for complete specifying information.
Specify all products by their product code.

**5695 Eagle Drive, SE
Grand Rapids,
Michigan 49512
616-975-9260
lelandfurniture.com**