

LELAND

Gemma Table




Created by Altherr Désile Park for Leland

Gemma Table is an easygoing circular tabletop with a choice of three base styles and heights. While the geometry across the collection remains consistent, the chair and table bases have their own unique characteristics.



Right for Any Occasion

Whether it's charging a laptop or sipping a cocktail, more is happening in lounge spaces where people retreat for work, conversation, or entertainment. And the Gemma Collection tables are there, encouraging them to plug in or unplug completely.




Geometry Across The Collection

The chair's metal sled and wood bases are easy and lightweight, while the table's totem base – a modern descendant of shaker boxes – allows for options like power integration or height adjustment.



“We think of furniture as the interface between the people and the architecture. Making objects more human. You don’t see the machinery, just the humanity.”

Altherr Désile Park



Technology that Feels Soft

Technology can often feel hard and non-human. But the Gemma Collection is soft and intuitive. The Totem option offers USB power discreetly wrapped into the design. And the height-adjustable version raises to comfortable heights, meeting a person – or people – in the moment.



RELATED PRODUCTS



Gem Stitch
Lounge



Gemma Chair
Oak Shell and Base



Gemma Chair
Birch Shell and Sled Base



Gem Chair
Walnut Shell and Base

OPTIONS



Wood



Metal

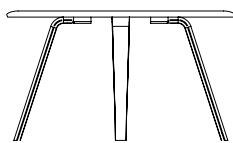


Totem



Height-Adjustable Totem

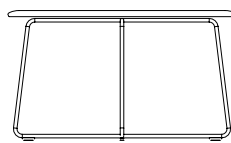
TABLE HEIGHTS



Gemma Wood Low Base

Available in Stained Birch, Walnut and Oak Veneers. Top is also available in painted MDF.

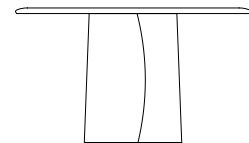
W 32 D 32 H 18



Gemma Metal Low Base

Available in Stained Birch, Walnut, and Oak Veneers, and painted MDF. Base available in standard powdercoats

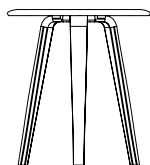
W 32 D 32 H 18



Gemma Totem Low Base

Available in Stained Birch, Walnut, and Oak Veneers and painted MDF. Base available in standard powdercoats

W 32 D 32 H 18



Gemma Wood High Base

Also available in a 26" high table

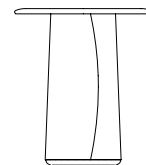
W 20 D 20 H 22



Gemma Metal High Base

Also available in a 26" high table

W 20 D 20 H 22



Gemma Totem High Base

Also available in a 26" high table and 32" diameter height-adjustable base ranging from 23-29" high

W 20 D 20 H 22

FINISHES

Natural Wood

Semi-transparent Stains

Painted MDF

Powdercoat

For more information, please download the Finishes brochure [here](#) or on Leland's website.

CERTIFICATIONS



5695 Eagle Dr SE. Grand Rapids, MI 49512
616-975-9260 lelandfurniture.com