

Slam Beam

January 2026 Price List



Slam Beam

Table of Contents	SB2
Configurative Overview	SB3
Order Diagram	SB4
Visual Reference	SB5
Specification Information	SB8
Specification Example	SB9
Base, Two Position	SB10
Base, Three Position	SB11
Base, Four Position	SB12
Shell Specification Information	SB13
Specification Example	SB14
Shell Selection	SB15
Table Specification Information	SB17
Table Specification Example	SB18
Table	SB19
Floor Mount	SB20

Slam Beam Seating Configuration

Slam Beam can be configured in many ways to meet the needs of your public space. The following pages will provide you a step by step process to correctly configure your benches. **Each purchase order submitted requires the diagram on page SB17 of this price list to be completed for every different bench model.** This is to ensure that the product you receive is exactly what you intended to purchase. If Leland can be of any assistance to you, please don't hesitate to contact our Customer Experience Department at 800-859-7510.

1. Base Selection

Begin configuring Slam Beam by selecting a base. Bases are available in three or four positions, either with arms or armless.

2. Shell Added to Base

The Slam shell is designed to fit one base position. Shells are available in polypropylene or 3D Veneer with or without upholstery. When placing an order, each shell is considered a separate product and will require its own model number.

3. Table Added to Base (Optional)

Slam Beam tables fit one base position. Table surface selections are available as a laminate. When placing an order, each table is considered a separate product and will require its own model number.

Please complete and include with your order. If multiple units are ordered, a diagram must be completed for each unique unit.

1. Slam Beam Base Selection

Select a three position or four position base model number:
The gray boxes below represent the seat/table positions of the model. Specify from left to right as seated. *Note diagram (bottom is front of bench).

TWO (2) POSITION

Front

Front

Front

☐ SB2NA, two position, armless

☐ SB22A, two position, two arm

☐ SB23A, two position, three arm

THREE (3) POSITION

Front

Front

Front

☐ SB3NA, three position, armless

☐ SB32A, three position, two arm

☐ SB34A, three position, four arm

FOUR (4) POSITION

Front

Front

Front

☐ SB4NA, four position, armless

☐ SB42A, four position, two arm

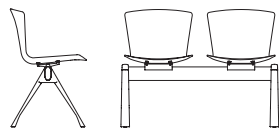
☐ SB45A, four position, five arm

2. SLAM BEAM SHELL AND TABLE SELECTION

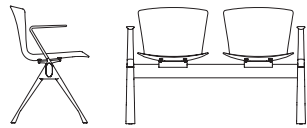
Please select either a shell or a table for each position on your base. Then choose the surface materials. Positions should be specified from left to right as seated.

POSITION ONE	POSITION TWO	POSITION THREE	POSITION FOUR
<div><div><input type="checkbox"/> Shell</div><div><input type="checkbox"/> Polypropylene</div><div><input type="checkbox"/> Polypropylene</div><div><input type="checkbox"/> w/ Uph. Seat Onlay</div><div><input type="checkbox"/> Fully Uph.</div><div><input type="checkbox"/> Oak 3D Veneer</div><div><input type="checkbox"/> Oak 3D Veneer w/ Uph. Seat Onlay</div></div> <div>Tables</div>			

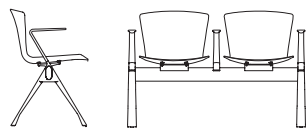
TWO POSITION ARMLESS



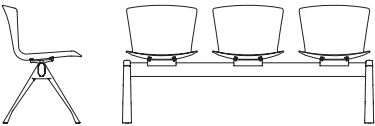
TWO POSITION, TWO ARM



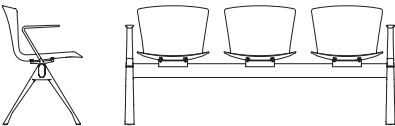
TWO POSITION, THREE ARM



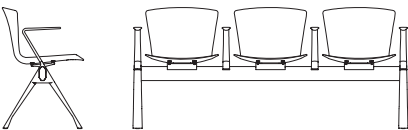
THREE POSITION ARMLESS



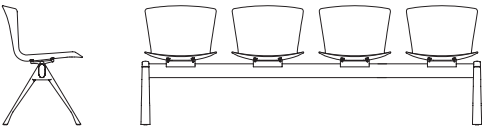
THREE POSITION, TWO ARM



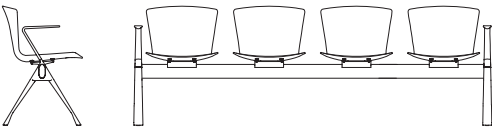
THREE POSITION, FOUR ARM



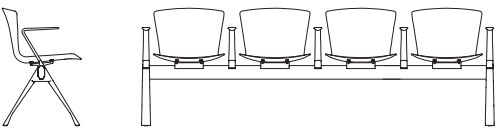
FOUR POSITION ARMLESS



FOUR POSITION, TWO ARM



FOUR POSITION, FIVE ARM



Beam Model

TWO POSITION	CODE
Armless	SB2NA
Two Arm	SB22A
Three Arm	SB23A
THREE POSITION	CODE
Armless	SB3NA
Two Arm	SB32A
Four Arm	SB34A
FOUR POSITION	CODE
Armless	SB4NA
Two Arm	SB42A
Five Arm	SB45A

Beam Finish

DESCRIPTION	CODE
White Textured	WT
Black Textured	BT
Dolphin Textured	DLT
Oxford Textured	OXT
Sterling	ST

Glides

Slam Beam glides are nylon.

Auxiliary Options

DESCRIPTION	CODE
Floor Mount	FM

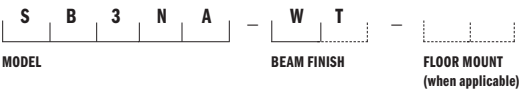
For a quote on Floor Mount options, please contact Customer Experience.

Freight Note

Due to the size and nature of Slam Beam, the Freight Program does not apply to this product. Please contact Customer Experience for a quote.

Specifications required to create the product code

- Model
- Beam Finish
- Floor Mount (when applicable)



MODEL

Three position,
Armless (SB3NA)

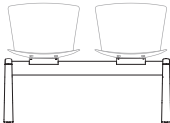
BEAM FINISH

White Textured Powder coat (WT)

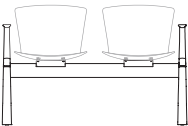
FLOOR MOUNT

When applicable, enter Slam Beam
Floor Mount Code (FM)

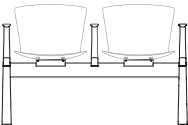




Two Position, Armless			MODEL		LIST PRICE
W 39.25	D 21	H 31	SB2NA	Powder Coat	\$2544



Two Position, Two Arm			MODEL		LIST PRICE
W 43.5	D 21	H 31	SB22A	Powder Coat	\$2717

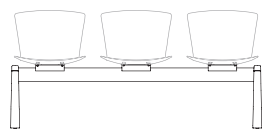


Two Position, Three Arm			MODEL		LIST PRICE
W 43.5	D 21	H 31	SB23A	Powder Coat	\$2891

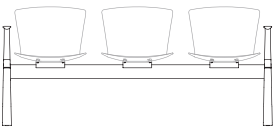
To specify:
Refer to pages SB6-SB7

SLAM BEAM BASE, THREE POSITION
Design: Lievore Altherr Molina, licensed by Sellex

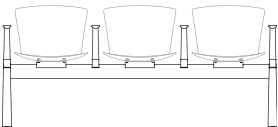
SB11



Three Position, Armless			MODEL		LIST PRICE
W 66	D 21	H 31	SB3NA	Powder Coat	\$2702



Three Position, Two Arm			MODEL		LIST PRICE
W 70.25	D 21	H 31	SB32A	Powder Coat	\$2876

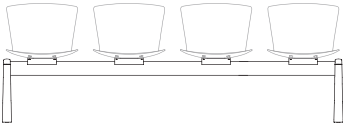


Three Position, Three Arm			MODEL		LIST PRICE
W 70.25	D 21	H 31	SB34A	Powder Coat	\$3049

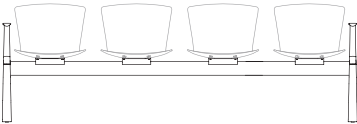
To specify:
Refer to pages SB6-SB7

SLAM BEAM BASE, FOUR POSITION
Design: Lievore Altherr Molina, licensed by Sellex

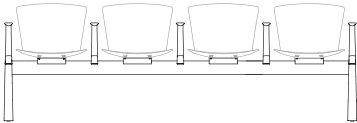
SB12



Four Position, Armless			MODEL		LIST PRICE
W 88.5	D 21	H 31	SB4NA	Powder Coat	\$3105



Four Position, Two Arm			MODEL		LIST PRICE
W 93	D 21	H 31	SB42A	Powder Coat	\$3280



Four Position, Five Arm			MODEL		LIST PRICE
W 93	D 21	H 31	SB45A	Powder Coat	\$3541

To specify:
Refer to pages SB6-SB7

Shell Selection

DESCRIPTION	CODE
Polypropylene	PO
Polypropylene with Upholstered Seat Onlay	PU
Fully Upholstered	FU
Beech 3D Veneer	3DB
Beech 3D Veneer with Upholstered Seat Onlay	3BU
Oak 3D Veneer	3DO
Oak 3D Veneer with Upholstered Seat Onlay	3OU

Shell Finish

POLYPROPYLENE SHELL:

DESCRIPTION	CODE	DESCRIPTION	CODE
White	W	Dolphin	DL
Black	B	Oxford	OX
Fawn	FW	Blue Sky	BS
Fog	FG	Forest	FO
Pine	PN	Pistachio	PS

BEECH 3D VENEER SHELL:

DESCRIPTION	CODE	DESCRIPTION	CODE
Natural Beech	09M	Neutral	15M
Medium	13M	Classic Mahogany	21M
White Wash II	30M	Espresso	23M
Transparent Black	29M	Graphite	25M
Oxford II	49M	Dolphin II	50M
Blue Sky	100M	Forest	101M
Pistachio	110M		

OAK 3D VENEER SHELL:

DESCRIPTION	CODE
Natural White Oak	12M
Pine	109M
Fog	111M

Shell Upholstery

FULLY UPHOLSTERED SHELL

Please refer to Leland Textile Program which features textiles and leathers from the following partners:

- Camira
- Green Hides
- Carnegie
- Maharam
- CF Stinson
- Unika Vaev

The complete grade list can be found at www.lelandfurniture.com/ecatalog or you can specify COM/COL. Due to the design of this product, it is recommended that all non pre-approved textile be tested for compatibility.

Upholstered Onlay selection

Please refer to Leland Textile Program which features textiles and leathers from the following partners:

- Camira
- Green Hides
- Carnegie
- Maharam
- CF Stinson
- Unika Vaev

The complete grade list can be found at lelandinternational.com/ecatalog or you can specify COM/COL. Due to the design of this product, it is recommended that all non pre-approved textile be tested for compatibility.

Specifications required to create the product code

- Shell Selection
- Shell Finish
- Upholstered Onlay Selection (When Applicable)

3

D

-

1

2

-

MODEL

SHELL FINISH OR FULLY
UPHOLSTERED GRADE/
COM/COL

UPHOLSTERED ONLAY
(when applicable)

SHELL SELECTION


3D Veneeer Shell (3D)

SHELL FINISH

Natural White Oak (12)

UPHOLSTERED ONLAY SELECTION

When applicable, enter
upholstery grade, COM or COL





Polypropylene	MODEL	LIST PRICE
	PO	\$207



Polypropylene W/ Upholstered Seat Onlay	MODEL	COM/COL	A	B	C	D	E	F	G	H	I	J	K	L
	PU	\$342	415	450	485	520	555	590	625	660	695	730	765	800
COM Yardage: 1 or 2 seats: .75 yard														
Contact Leland Customer Experience for yardage requirements on textiles with repeats.														
For COL requirements please contact Leland Customer Experience.														



Fully Upholstered	MODEL	COM/COL	A	B	C	D	E	F	G	H	I	J	K	L
	FU	\$486	560	599	638	677	716	755	794	833	872	911	950	989
COM Yardage: 1 or 2 seats: .75 yard														
Contact Leland Customer Experience for yardage requirements on textiles with repeats.														
For COL requirements please contact Leland Customer Experience.														

To specify:
Refer to pages SB11-SB12



3D Beech Veneer	MODEL	LIST PRICE
	3DB	\$693



3D Beech Veneer W/ Upholstered Seat Onlay	MODEL	COM/COL	A	B	C	D	E	F	G	H	I	J	K	L
	3BU	\$831	903	938	973	1008	1043	1078	1113	1148	1183	1218	1253	1288

COM Yardage: 1 or 2 seats: .75 yard
Contact Leland Customer Experience for yardage requirements on textiles with repeats.
For COL requirements please contact Leland Customer Experience.



3D Oak Veneer	MODEL	LIST PRICE
	3DO	\$874



3D Oak Veneer W/ Upholstered Seat Onlay	MODEL	COM/COL	A	B	C	D	E	F	G	H	I	J	K	L
	3OU	\$1011	1083	1119	1155	1191	1227	1263	1299	1335	1371	1407	1443	1479

COM Yardage: 1 or 2 seats: .75 yard
Contact Leland Customer Experience for yardage requirements on textiles with repeats.
For COL requirements please contact Leland Customer Experience.

To specify:
Refer to pages SB11-SB12

Table Model

DESCRIPTION	CODE
Slam table	SBT

Top Finish or Color

LAMINATE TOP:

DESCRIPTION	CODE
Black (Pionite® Suede Black)	LBK
White (WilsonArt® Designer White) LWH Custom	CST

Edge Finish

DESCRIPTION	CODE
Opaque Black	B
Opaque White	W
Natural	11

Specifications required to create the product code

- Table Model
- Top Finish
- Edge Finish



TABLE MODEL

Slam Beam Table (SBT)

TOP FINISH

White Laminate (W)

EDGE FINISH

Opaque White (W)



Slame Beam Table	MODEL	FRAME FINISH	LIST PRICE
one base position	SBT	Laminate	\$337
W 22 D 22		Please note that Opaque White and Opaque Black Edge Finishes will have an additional \$20 NET charge.	
TH 17.75 (MOUNTED TO BASE)			



To specify:
Refer to pages SB14-SB15

Slam Beam Floor Mount	MODEL	LIST PRICE
	SBFM	\$219
	Floor mount must be specified at the time of order.	
	Due to the variety of floor surfaces on which Slam Beam may be installed, floor mount fasteners are not supplied by Leland.	
	Responsibility of fastener choice is the customers.	

To specify:
Refer to pages SB14-SB15

**5695 Eagle Drive, SE
Grand Rapids,
Michigan 49512
616-975-9260
lelandfurniture.com**